



BY APPOINTMENT TO H.M. THE QUEEN
MANUFACTURERS OF FLOORCOVERING
FORBO FLOORING UK LTD KIRKCALDY

CI/SfB

| (43) | Tn |

January 2020



Entrance Flooring Systems

nuway[®]
coral[®]

creating better environments

forbo

FLOORING SYSTEMS

RIGID ENTRANCE FLOORING SYSTEMS

The recognised market leader in engineered entrance flooring systems, Nuway offers a wide range of rigid single and double sided made-to-order mats which provide an outstanding first line of defence against soil and moisture entering a building on the soles of shoes and the treads of wheeled traffic.



Nuway Tuftiguard | black anodised + Coral Classic 4730 | raven black

NUWAY COLLECTION AT A GLANCE

nuway® tuftiguard

The original and most widely used rigid entrance mat in the UK. Reversible, effectively doubling its lifespan and guaranteed for up to 15 years. Available in open or closed format with single or double wiper strips for increased moisture removal.



8

nuway® tuftiguard HD

For entrances with intense traffic and high point loads.



12

nuway® connect

Single sided product offering 'mix and match' opportunities including bristle, Ultragrip rubber and Coral inserts.



16

nuway® grid

Single sided product available with 12 inserts, including Ultragrip Rubber for sure footing in multi-directional entrances.




22

ENTRANCE FLOORING SYSTEMS **SAVE MONEY...**



Research shows that up to 95% of the dirt entering a building is brought in on the soles of shoes and the tyres of wheeled traffic. This wet and dry soiling makes interiors look dirty and unattractive, causes structural damage to interior floor coverings and finishes and creates unnecessary health and safety hazards.

If effective measures are not taken to avoid this problem, the repair and maintenance costs of a typical floor covering over its lifespan could be nine times the cost of the original investment. A well designed entrance flooring system will prevent dirt and moisture from being tracked in and thereby prolong the life of interior flooring and reduce cleaning, repair and overall maintenance costs.



...AND **PROTECT** PEOPLE AND INTERIORS



Entrance flooring systems also have a critical safety role to play.

Falls, slips and trips at the same level account for **29% of non fatal injuries to employees per year***, causing suffering and financial loss for individuals, companies and society at large.

Wet and dry soiling can both create slip hazards but by taking sensible decisions over flooring surfaces and installing effective entrance matting, the potential for slipping can be dramatically reduced.

There are two major pieces of legislation/guidance documents that affect the specification of EFS's.

British Standard 7953: 1999 Part 3.1 Guidance document

- Definition of an EFS
- The role of an EFS
- Product types

British Standard 8300-2:2018

Making entrances safe and accessible for all.

The British Standard states why we need an entrance system and also what its role is.

The WELL Building Standard® also recommends the use of entrance matting as an important tool to reduce pollutants entering the building.

The role of an entrance flooring system British Standard 7953 Part 5.1

"The entrance flooring system should scrape, wipe and retain soil, making contact with both feet of people entering the building and, in the case of wheeled traffic, with the circumference of the wheels."

British Standard 7953: 1999 states that an EFS is necessary in order to:

- Reduce the risk of slip injuries
- Prolong the life of the interior floor finish
- Reduce the cost of ongoing maintenance

Health and Safety and the Equality Act legislation imposes a duty of care on those who own and manage public buildings to prevent interior floor surfaces from becoming hazardous.

*Source, Health and Safety Executive – Kinds of accident statistics in GB, 2019

The safety needs of the elderly, the infirm and those with impairments must be given a high priority. Floors must be kept clean, dry and safe and offer an appropriate co-efficient of friction (slip-resistance) for pedestrians and good wheel grip for wheel chair users.

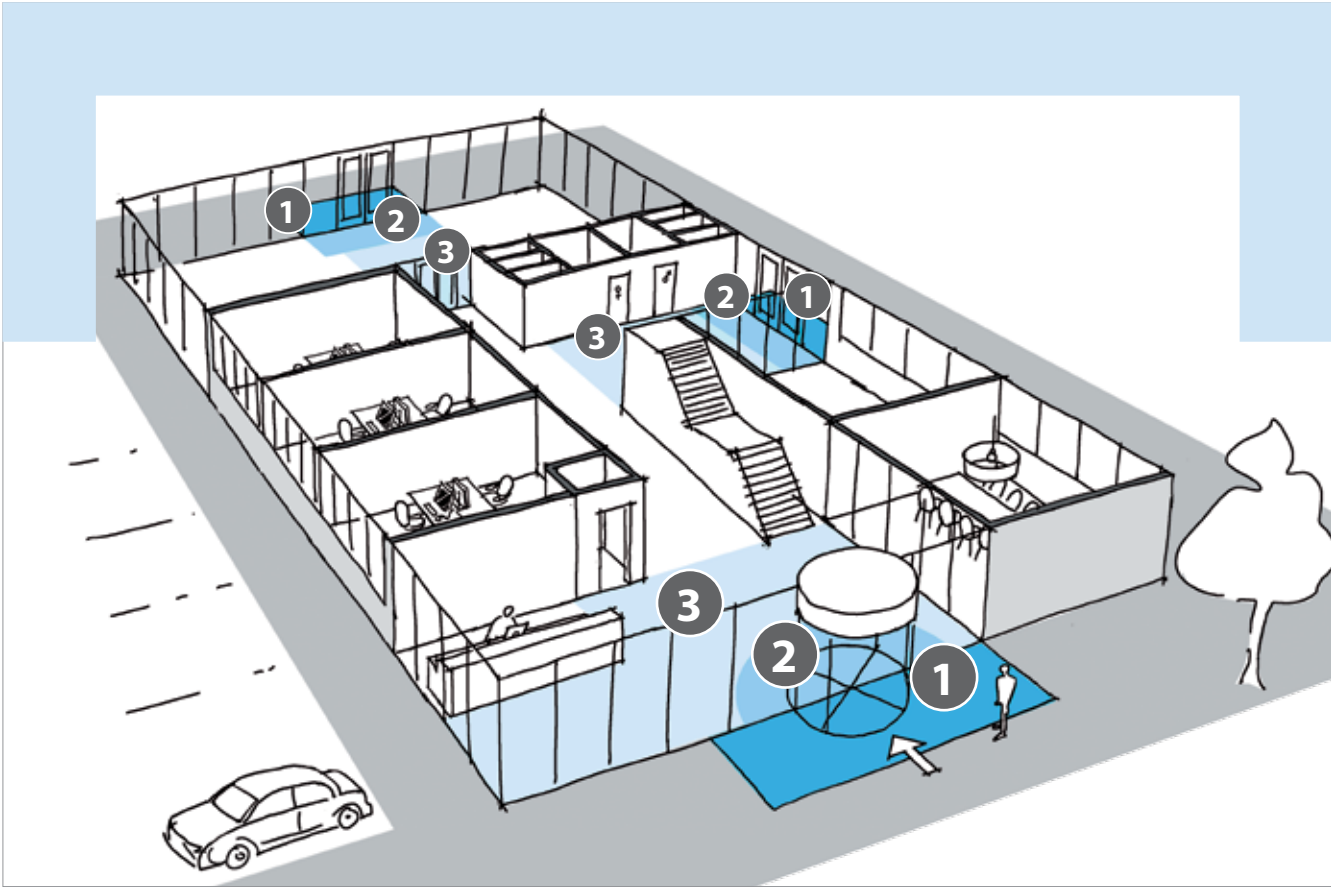
Equality Act 2010

British Standard 8300-2:2018 Design of Buildings and their approaches to meet the needs of disabled people – Code of practice

"...The ingress of soil and surface moisture to buildings, or their transfer between adjacent internal areas, should be reduced to the lowest practical level, e.g. through the use of appropriate entrance matting systems conforming to British Standard 7953..."

Loose lay mats and coir are advised against.

WHICH ENTRANCE FLOORING SYSTEM SHOULD I CHOOSE?



Creating an effective entrance flooring system involves thinking about footfall – the number of people walking in and out in a given period – and walking routes (the directions they take once inside) and applying that information in the design of the entrance area. One of the best ways to plan an entrance flooring system is to think in terms of applications: The table opposite is designed to help you select which Forbo entrance product best meets your needs, from our Nuway range of engineered mats to our Coral range of textile clean off systems.

If you really want to keep your building clean and safe, it's not enough to throw down a mat at the door. In fact the Health and Safety Executive advises against the use of loose lay mats which they state *'can introduce a range of hazards and are not always very effective'*.

Source: HSE elearning module, 'Watch your step'

APPLICATION

1

OUTSIDE USE

Any matting placed outside the building entrance is the first line of defence against foot-borne soil, scraping the coarsest dirt from the soles of shoes before they cross the threshold.

APPLICATION

2

INSIDE USE

Moving inside, the next line of defence, is used to remove foot-borne moisture and finer dirt particles.

APPLICATION

3

OTHER CIRCULATION AREAS

Other areas in the building also suffer from soil and moisture; reception areas, corridors, walkways to other parts of the building, elevators, staircase exits, etc. All these areas will be prone to residual soiling and will benefit highly from a purposely designed Coral textile entrance mat to absorb this soiling.


WHAT DO I NEED TO CONSIDER?

Where to use?	Internal or External?	Reversible	Finishes – Reversible	Removes Moisture	Which should I choose?	Guarantee
			<div>Scrapper bars</div> <div>Wiper strips</div> <div>Finishes – Single sided</div> <div>Carriers</div> <div>Inserts coral®</div>			<div>GUARANTEE</div> <div>UP TO</div> <div>15</div> <div>YEARS</div>
The location, type and level of traffic affects the choice of product.	Matting placed outside will defend against soil and the coarsest of foot-borne dirt. Inside it will defend against foot-borne moisture and finer dirt particles.	Double sided rigid mats can be reversible, effectively doubling their lifespan. Please see the table below to see which products are reversible.	There is a wide choice of wiper strips and scraper bars/ carriers and inserts to allow our Nuway mats to co-ordinate with all interior finishes. <div>Scrapper Bars</div> <div>Wiper Strips</div> <div>Single sided carriers</div> <div>Single sided inserts</div>	Removing moisture from the soles of shoes is vital to prevent slipping.	Each product in our Nuway and Coral collections offers differing benefits and features.	Standard Guarantee is up to 10 years, depending on the product. Installations by FESSIs (Forbo Entrance System Specialist Installer) have an extended guarantee*.

	Application			Intense traffic	Extreme point loading	Reversible	Guarantee
nuway® tuftiguard	1 + 2						15 years*
nuway® tuftiguard HD	1 + 2						15 years*
nuway® connect	1** + 2						7 years*
nuway® grid	1 + 2						7 years*
coral® click	2						5 years
coral® click plain	1						5 years
coral® duo	2						5 years
coral® brush	2 + 3						5 years
coral® brush tiles	2 + 3						5 years
coral® welcome	2 + 3						5 years
coral® classic	2 + 3						5 years
coral® classic tiles	2 + 3						5 years
coral® logo	2 + 3						3 years

*Nuway installations undertaken by a Forbo Entrance System Specialised Installer (FESSI) are guaranteed for up to 15 years (7 years for Bamboo, Connect and Grid). For details on our Coral range of textile entrance products, please visit www.forbo-flooring.co.uk/coral

**Nuway Connect is only recommended for external use when using the Ultragrip rubber insert option.



At the heart of the Nuway range, **Tuftiguard Classic** is the most widely used rigid engineered entrance mat in the UK. Tuftiguard has the **durability, strength** and **structural integrity** to deliver **excellent performance and appearance retention** in intense traffic locations.

- High tensile steel linkages give Nuway Tuftiguard **construction integrity**.
- Tuftiguard mats can sit in a matwell or can be used with ramp systems.
- For multi-directional entrances, Nuway Tuftiguard is **available in 50cm tile format**.
- Tuftiguard is available in **open or closed construction** to suit the location of the mat and preferred cleaning regime.
Note: Bamboo in open construction is only available as a special order. Please contact 01773 740 688 to find out more.
- Tuftiguard is **available with single wiper strips or double wiper strips** where extra moisture absorption is required or where the entrance is less than 3 metres deep.
- Tuftiguard is available in a **choice of depths** to match most matwells. Ramp frames are also available.
- **Scraper bars**, as the name suggests, scrape soil from the traffic crossing the entrance system.
- **Wiper strips** remove moisture and finer dirt.
- In our **Black anodised** aluminium mats, the black anodised finish is **removed from the tip of the scraper bars** to ensure a **consistent appearance** across the mat.
- Scraper bars are also available in three special anodised colours. **sand, bronze and gold.**

CONSIDERATIONS

As with all aluminium matting systems of this type, in very brightly lit areas, the strong contrast between a light aluminium scraper bar and a dark wiper strip can sometimes create a strobe effect which should be prevented.

To avoid disorientating pedestrians affected by this type of visual disturbance, consider using Bamboo or anodised scraper bars or a less contrasting wiper strip.

CHOOSE FROM **THREE STYLES** OF TUFTIGUARD

There are three different styles of Tuftiguard, each offering a different level of design and performance flexibility.

	Best Seller Tuftiguard Classic	Tuftiguard Plain	Tuftiguard Design
Suitable for external / interior entrances			
Reversible?			
Colours of wiper strips available	Buffed rubber for maximum dirt hiding	Unbuffed rubber for use in external entrances	Additional choice of 4 colours to reflect interior colour schemes
Wiper strip format	Single wiper strip	Double wiper strip for increased moisture removal and where the entrance is less than 3m deep	
Colours of scraper bars available	Anodised aluminium Suitable for most areas.		Bamboo (Internal only) Sustainable and ideal for use alongside timber finishes.
Depth options	12mm or 17mm		
Construction of mat	CLOSED or OPEN Open construction, ideal for external entrances as it can store more wet and dry soil. The new open construction design is heel proof.**		
Guarantee	GUARANTEE 10 YEARS* *15 years if installed by a FESSI. 7 year guarantee for Bamboo if installed by a FESSI.		
Where to use?	Very heavy and intense traffic areas.		

**For details on FESSIs please visit www.forbo-flooring.co.uk/FESSI*
***Note: Tuftiguard Classic and Design with Bamboo scraper bars is only available in open format as a special. Minimum order quantities, leadtimes and individual prices apply. Please contact 01773 740 688 to find out more.*
**** Minimum order quantity is 13m². The three anodised colours are sand, bronze and gold.*

New Tuftiguard Bamboo – the sustainable choice



- Bamboo is a **sustainable** species of grass.
- Tuftiguard Bamboo uses **moso high density** which outperforms the very best hardwood species, making it the best natural solution in heavy traffic situations.
- Moso bamboo is the **fastest growing** plant in the world.
- Moso bamboo is **sourced from sustainably managed forests** and plantations and is **FSC® certified**.
- As Bamboo is a **natural product**, there will be some **slight colour variances** between the scraper bars.
- Again, as it's a **natural product**, the mat may **fade** slightly over time and could lose some **small splinters** during its life cycle, however, this **will not affect the structural integrity** of the mat.

Bamboo scraper bars

Tuftiguard plain



Tuftiguard classic



Tuftiguard design



Maximum length per module	2500mm (Bamboo 2400mm)															
Maximum width per module	750mm															
Maximum weight per module	23kg/m²															
Depth	12mm								17mm							
Scraper bar material	Silver, black, sand, bronze or gold anodised aluminium				Bamboo				Silver, black, sand, bronze or gold anodised aluminium				Bamboo			
Construction	Open		Closed		Open		Closed		Open		Closed		Open		Closed	
Number of wiper strips	1	2	1	2	1	2	1	2	1	2	1	2	1	2	1	2
Total weight (kg/m²)	11	12	14	15	10	11	13	14	14	15	16	17	13	14	15	16
Max static load (kg/cm²)	200				100				200				200			
Dynamic load (kg) 2 wheels 80mm, 20,000 passes	200				100				200				200			
Frames	A selection of recessed matwell frames are available															
Ramp frame model	ARF 50								ARF 70							
Manufacturing method	Entrance flooring system with scraper bars and rubber wiper strips															
Wiper designs	Plain, natural fibres, coloured fibres															
Wiper material	Rubber															
Pile material	100% Polyamide BCF															



CONSIDERATIONS

Bamboo is a natural product so there will be a variance of colour within the scraper bars and although the Bamboo may fade and lose small 'splinters', the structural integrity of the mat will not be affected.

In very brightly lit areas, the strong contrast between a light aluminium scraper bar and a dark wiper strip can sometimes create a strobe effect, which should be avoided.

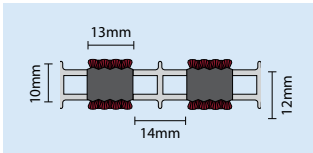
To prevent this type of occurrence, consider using scraper bars in **Bamboo** or **Anodised Aluminium**.



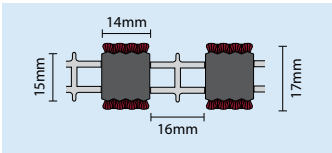
TECHNICAL SPECIFICATIONS



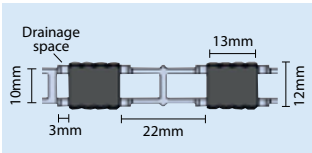
Tuftiguard Classic and Design – dimensions



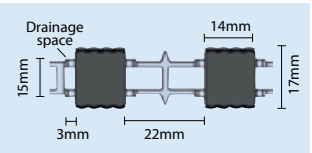
12mm single closed



17mm single closed




12mm single open



17mm single open

All dimensions are approximate.

Scraper bars



Aluminium
(Universal)



Bronze Anodised Aluminium
(Classic & Design)




Black Anodised
Aluminium
(Classic & Design)



Gold Anodised Aluminium
(Classic & Design)



Bamboo
(Classic & Design)



Sand Anodised
Aluminium (Classic & Design)

Wiper bar options

Plain and Classic



Unbuffed (Plain)



Buffed (Classic)

Wiper bar options

Design



Charcoal



Ocean



Scarlet



Willow

For more detailed information on the dimensions of our Nuway Tuftiguard Entrance Systems, please visit www.forbo-flooring.co.uk/downloads, or contact our Entrance Flooring Systems Customer Service team on **01773 740 688**.



- The ideal matting solution for entrances with **heavy duty loads** and **intense pedestrian and/or wheeled traffic**.
- Patented aluminium scraper bar ensures it's the **strongest type of matting in the Nuway range**, and possibly in the UK.
- Tests have confirmed that Tuftiguard HD **can withstand static loads of up to 900kg/cm²** compared with the maximum load of 200kg/cm² for standard Tuftiguard mats.
- Aluminium scraper bars have special ridges which **effectively remove dirt** while also being **smooth enough for wheeled traffic** to move easily.

CONSIDERATIONS

As with all aluminium matting systems of this type, in very brightly lit areas, the strong contrast between a light aluminium scraper bar and a dark wiper strip can sometimes create a strobe effect which should be prevented.

To avoid disorientating pedestrians affected by this type of visual disturbance, consider using a less contrasting wiper strip.

CHOOSE FROM **THREE STYLES** OF TUFTIGUARD HD

There are three different styles of Tuftiguard HD, each offering a different level of design and performance flexibility.

Tuftiguard HD classic

This is the best selling option in our HD collection.

- The wiper strip is buffed rubber for maximum dirt hiding as most dirt is light grey.
- The ridged scraper bars help to prevent glare.

Tuftiguard HD plain

As the Classic offer but with an unbuffed wiper strip making it suitable for external entrances.

Tuftiguard HD design

As the Classic offer but with an additional choice of nine wiper strips to reflect interior colour schemes.



	Tuftiguard HD Classic	Tuftiguard HD Plain	Tuftiguard HD Design
Suitable for external / interior entrances			
Reversible?			
Colours of wiper strips available	Buffed rubber for maximum dirt hiding	Unbuffed rubber for use in external entrances	Additional choice of 4 colours to reflect interior colour schemes
Wiper strip format	Only available in closed format with double wiper strips to ensure maximum performance and durability		
Colours of scraper bars available	Aluminium		
Depth options	12mm or 17mm		
Construction of mat	CLOSED		
Guarantee	GUARANTEE 10 YEARS* <small>*15 years if installed by a FESSI.</small>		
Where to use?	Very heavy and intense traffic areas with high point loading.		

*For details on FESSI's please visit www.forbo-flooring.co.uk/FESSI

Tuftiguard HD plain



Tuftiguard HD classic



Tuftiguard HD design



	Nuway 12mm	Nuway 17mm
Maximum length per module	2500mm	2500mm
Maximum width per module	750mm	750mm
Maximum weight per module	23kg/m²	23kg/m²
Depth	12mm	17mm
Scraper bar material	Aluminium	Aluminium
Construction	Closed	Closed
Number of wiper strips	2	2
Total weight (kg/m²)	17	24
Max static load (kg/cm²)	900	900
Dynamic load (kg) 2 wheels, 80mm 20,000 passes	350	350
Frames	A selection of recessed matwell frames are available	A selection of recessed matwell frames are available
Ramp frame model	ARF 50	ARF 70
Manufacturing method	Entrance flooring system with scraper bars and rubber wiper strips	Entrance flooring system with scraper bars and rubber wiper strips
Wiper design	Plain, natural fibres, coloured fibres	Plain, natural fibres, coloured fibres
Pile / wiper material	100% polyamide BCF	100% polyamide BCF

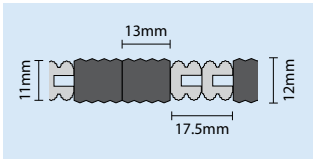
To find out more about how our Nuway ranges help to create better environments, please visit our website and download the environmental data sheets www.forbo-flooring.co.uk/cbedownloads



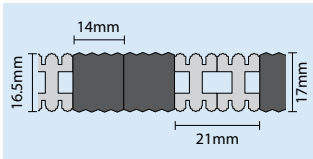
TECHNICAL SPECIFICATIONS



Tuftiguard HD plain – dimensions

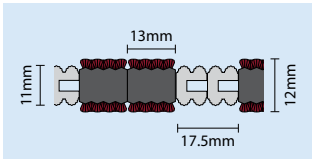


12mm double closed

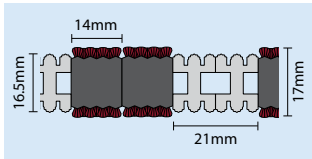


17mm double closed

Tuftiguard HD classic/design – dimensions



12mm double closed



17mm double closed

All dimensions are approximate.

Scraper bars

Universal



Aluminium

Wiper bar options

Plain and Classic



Unbuffed (Plain)



Buffed (Classic)

Wiper bar options

Design



Charcoal



Ocean



Scarlet



Willow

For more detailed information on the dimensions of our Nuway Tuftiguard Entrance Systems, please visit www.forbo-flooring.co.uk/downloads, or contact our Entrance Flooring Systems Customer Service team on **01773 740 688**.



Nuway Connect is a very versatile roll-up single sided entrance system that's easy to shape on site, making it ideal for awkwardly shaped entrances. It's also available with a wide choice of inserts allowing the mat to be adapted to suit individual requirements.



- **Ultragrip rubber inserts** have been tested using the Pendulum (the HSE recommended test method) in accordance with BS7976-2 and the UK Slip Resistance Group Guidelines and **offer a low slip risk** in wet and dry conditions.
- **Ultragrip rubber** offers excellent sure-footing and is **ideal for multi-directional entrances**. Its high rubber content prevents it getting slippery when wet.
- **Ultragrip rubber** offers improved **underfoot comfort** and **moisture removal** due to its 'pocket' design. It also offers **excellent fire rating properties**.

- A choice of **5 Coral Classic inserts** allows colour co-ordination with matching Coral Classic sheet product used in the secondary matting zone.
- All three elements, Coral, bristles and Ultragrip rubber, **can be mixed and matched** to create the precise entrance system to meet your needs.
- Open construction **Connect** mats **can be rolled up** for ease of cleaning.
- The patented product design ensures that the **mat can only be rolled inwardly**, helping to prevent the **bow wave** that can occur on other rollable products.



THE FLEXIBLE, RIGID ENTRANCE SYSTEM

Connect carrier component structure



Inserts

Available with a choice of 5 Coral Classic, 4 row bristle and Ultragrip rubber inserts for internal and external use.

Carrier Section

Low lustre aluminium anodised finish helps to prevent a strobing effect in bright conditions. **Note:** There is a slight difference in the profile between 10mm and 17/22mm Connect. (see image on the left).

For technical information please visit www.forbo-flooring.co.uk/Nuway

Choose your combination

Nuway Connect is one of the most flexible single sided entrance mats available in the UK. With a choice of 7 inserts, 3 heights and 2 constructions, a Nuway Connect mat can be precisely tailored to your individual requirements.

1

PICK YOUR INSERT



Coral Classic

- For picking up moisture and fine dirt
- For interior use only (colours are shown overleaf)



4-row bristle

- For removal of coarse dirt
- For exterior and interior use

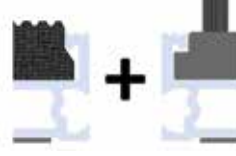


Ultragrip rubber

- Ideal for multi directional entrances
- Proven low slip risk
- Fire rating of Bfls1
- For exterior and interior use

2

MIX & MATCH YOUR OPTIONS



The following options are available if required

- Ultragrip rubber with bristles (alternating)
- Textile with Ultragrip rubber or bristles (alternating)


3

CHOOSE YOUR CONSTRUCTION



Open

- Collects dirt in the matwell rather than on the surface
- Easily rollable for cleaning



Closed

- Improved functionality of the mat as there is a greater surface of inserts

4


SELECT YOUR HEIGHT



10mm



17mm



22mm


Please note: Due to the different construction of the 10mm depth product, there is a greater visibility of aluminium scraper bar than on the other 2 heights.



Nuway Connect is flexible single sided solutions with three different inserts which can be mixed and matched for the ideal entrance.


Different heights – different profiles

The appearance of the 10mm depth Connect differs from the 17 and 22mm versions as the width of the profile of 10mm Nuway Connect is larger and therefore shows more aluminium.




10mm

Open or closed construction




Open (10mm height)

Mix and match – bristle and Ultragrip rubber




Textile with bristles (10mm height)



17/22mm



Closed (10mm height)



Bristles with Ultragrip rubber (10mm height)

THE FLEXIBLE, RIGID ENTRANCE SYSTEM

Coral Classic colours available in Nuway connect




4701 | anthracite



4730 | raven black



4753 | bright red



step®



nuway connect



4764 | taupe



4750 | warm black



Ultragrip rubber



Bristles

Specials
Different colours of Coral Classic and Coral Brush inserts are available at a small price premium and there is also the possibility of adding anodised aluminium branding strips. To find out more, please contact our Entrance Flooring Systems customer service team on **01773 740 688**.

	Connect with Coral textile inserts	Connect with bristle inserts	Connect with Ultragrip rubber inserts
Suitable for external / interior entrances			
Inserts available	coral® classic 5 colours (see above for details)	 4-row bristle	 Slip resistant Ultragrip rubber
Carrier	 Low lustre aluminium		
Construction of mat	OPEN or CLOSED		
Height options	 10mm	 17mm	 22mm
Mix and match inserts	 Offers a mix and match option including textile, bristle and Ultragrip rubber.		
Rollable	 Rollable for ease of cleaning in open construction only		
Guarantee	GUARANTEE 5 YEARS*		*7 years if installed by a FESSI.
Where to use?	 Very heavy traffic.		

*For details on FESSIs please visit www.forbo-flooring.co.uk/FESSI

CONSIDERATIONS

As with all aluminium matting systems of this type, in very brightly lit areas, the strong contrast between a light aluminium carrier and a dark insert can sometimes create a strobe effect which should be prevented. To avoid disorientating pedestrians affected by this type of visual disturbance, consider using a less contrasting insert.

If you are considering Connect for an exterior mat in an exposed entrance we recommend using Ultragrip rubber or a combination of Ultragrip rubber and bristle for maximum slip resistance, please contact our Entrance Flooring Systems customer service team on **01773 740 688** to ensure compatibility.

NUWAY CONNECT WITH CORAL CLASSIC TEXTILE INSERT

Combination	Textile only					
System	Open			Closed		
	10mm	17mm	22mm	10mm	17mm	22mm
Depth to height of aluminium (mm)	8	14	19	8	14	19
Depth to height of insert (mm)	11	17	22	11	17	22
Distance between the profiles (mm)	5			0		
Weight (kg/m²)	9.5	13.2	14.9	10.5	15.1	17.1
Max width per module (mm)	3000					
Max depth per module (mm)	Relates to the weight					
Max weight per module (kg)	23					
Max static load (kg/cm²)	200	200	200	200	200	200
Dynamic load (kg) 2 wheels, 80mm 20,000 passes	200	200	200	200	200	200
Fire behaviour EN ISO 9239-1	B _f s1					
Frame	A selection of recessed matwell frames are available					
Ramp frame	ARF 50	ARF 70		ARF 50	ARF 70	
Material and manufacturing method	Anodised aluminium profiles with PVC connector profiles, stainless steel clips					
Wiper design	Coral clean-off system					
Wiper material	100% polyamide BCF					

NUWAY CONNECT WITH BRISTLE

Combination	Bristle only					
System	Open			Closed		
	10mm	17mm	22mm	10mm	17mm	22mm
Depth to height of aluminium (mm)	8	14	19	8	14	19
Depth to height of insert (mm)	15	21	26	15	21	26
Distance between the profiles (mm)	5			0		
Weight (kg/m²)	12.7	17.1	18.8	14.2	19.6	21.6
Max width per module (mm)	3000					
Max depth per module (mm)	Relates to the weight					
Max weight per module (kg)	23					
Max static load (kg/cm²)	100	100	100	100	100	100
Dynamic load (kg) 2 wheels, 80mm 20,000 passes	50	50	50	50	50	50
Fire behaviour EN ISO 9239-1	C _f s1					
Frame	A selection of recessed matwell frames are available					
Ramp frame	ARF 50	ARF 70		ARF 50	ARF 70	
Material and manufacturing method	Anodised aluminium profiles with PVC connector profiles, stainless steel clips					
Wiper design	4 row bristles					
Wiper material	100% polyamide BCF					

To find out more about how our Nuway ranges help to create better environments, please visit our web site and download the environmental data sheets www.forbo-flooring.co.uk/cbedownloads

TECHNICAL SPECIFICATIONS

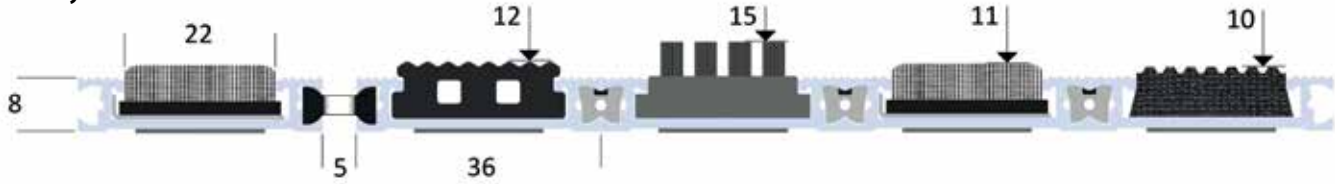
NUWAY CONNECT WITH ULTRAGRIP SAFETY RUBBER

Combination	Ultragrip safety rubber					
System	Open			Closed		
	10mm	17mm	22mm	10mm	17mm	22mm
Depth to height of aluminium (mm)	8	14	19	8	14	19
Depth to height of insert (mm)	10	16	21	10	16	21
Distance between the profiles (mm)	5			0		
Weight (kg/m²)	12	16.2	17.9	12	16.2	17.9
Max width per module (mm)	3000					
Max depth per module (mm)	Relates to the weight					
Max weight per module (kg)	23					
Max static load (kg/cm²)	100	100	100	100	100	100
Dynamic load (kg) 2 wheels, 80mm 20,000 passes	100	100	100	100	100	100
Fire behaviour EN ISO 9239-1	B _f s1					
Frame	A selection of recessed matwell frames are available,					
Ramp frame	ARF 50	ARF 70		ARF 50	ARF 70	
Material and manufacturing method	Anodised aluminium profiles with PVC connector profiles, stainless steel clips					
Wiper design	Coarse rubber					
Wiper material	Rubber					

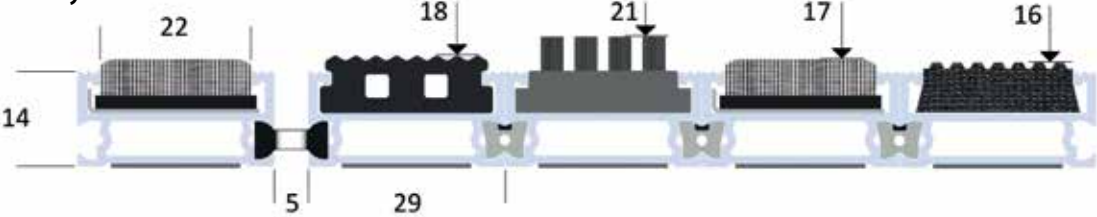
To find out more about how our Nuway ranges help to create better environments, please visit our web site and download the environmental data sheets www.forbo-flooring.co.uk/cbedownloads

MAIN DIMENSIONS SHOWN IN MM

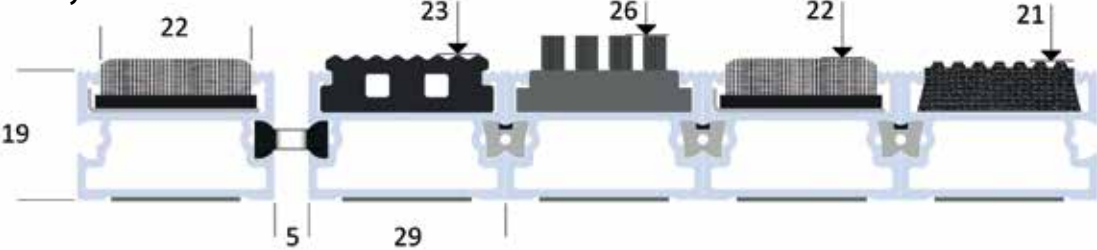
Nuway connect 10mm



Nuway connect 17mm



Nuway connect 22mm





Nuway Grid offers a contemporary and cost effective alternative to Nuway Tuftiguard entrance matting and is an ideal solution in very heavy traffic entrance areas where aesthetic considerations are paramount.

- Coral **carrier sections** can allow **colour co-ordinated** entrance areas to be created **with primary and secondary entrance matting products**.
- Inserts include strips of **textile inserts** (for internal use only) in **11 different colourways** drawn from the **Coral Classic, Coral Brush and Burford** ranges.

- **Other textile inserts from the Coral range** are available to **special order**.
- **Grid Ultragrip** provides a **slip resistant** surface, ideal for external entrances with **multi directional traffic**.
- **Ultragrip rubber inserts** have been tested using the Pendulum (the HSE recommended test method) in accordance with BS7976-2 and the UK Slip Resistance Group Guidelines and **offer a low slip risk** in wet and dry conditions.
- **Grid Ultragrip** offers improved **underfoot comfort** and **moisture removal** due to its 'pocket' design. It also offers **excellent fire rating properties**.
- Available in a **choice of 12 and 17mm depths** to suit the majority of matwells.
- Unique **dovetail construction** allows for **easy shaping on site**.




CONSIDERATIONS

As with all aluminium matting systems of this type, in very brightly lit areas, the strong contrast between a light aluminium carrier and a dark insert can sometimes create a strobe effect which should be prevented. To avoid disorientating pedestrians affected by this type of visual disturbance, consider using a less contrasting insert.


Contact our Entrance Flooring Systems Customer Service team on **01773 740 688** to ensure compatibility.

TOUGH, DURABLE AND STYLISH


Coral Classic colours available in Nuway Grid



Coral Brush colours available in Nuway Grid



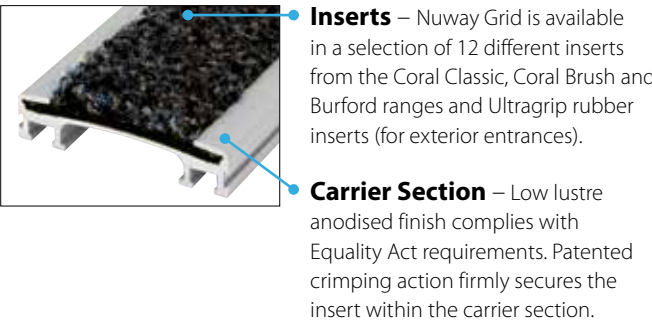
Ultragrip rubber insert



Burford insert



Nuway Grid carrier component structure



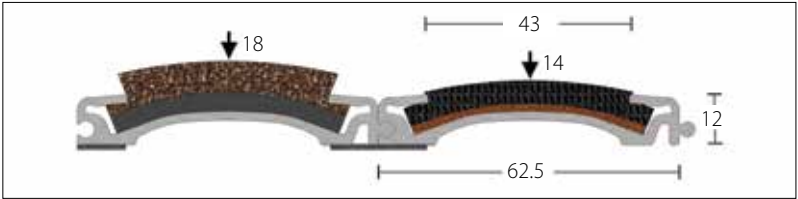
For technical information please visit www.forbo-flooring.co.uk/Nuway

	Grid with textile inserts	Grid with Ultragrip rubber inserts
Suitable for external / interior entrances		
Inserts available	coral® classic 5 colours coral® brush 5 colours Burford	Slip resistant Ultragrip rubber
Carrier	Low lustre aluminium	
Height options	12mm or 17mm	
Construction of mat	CLOSED	
Guarantee	GUARANTEE 5 YEARS* *7 years if installed by a FESSI.	
Where to use?	Very heavy traffic.	

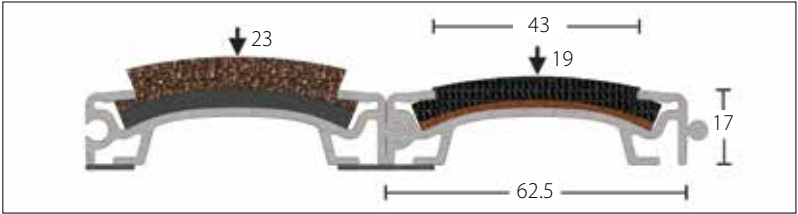
*For details on FESSIs please visit www.forbo-flooring.co.uk/FESSI

	12mm Grid		17mm Grid	
Maximum length per module	3000mm		3000mm	
Maximum width per module	750mm		750mm	
Maximum weight per module	23kg		23kg	
	Rubber	Textile	Rubber	Textile
Depth to height of aluminium	12mm	12mm	17mm	17mm
Depth to height of infill	14mm	18mm	19mm	23mm
Infill material	Ultragrip Safety Rubber	Burford/Coral Classic/ Coral Brush	Ultragrip Safety Rubber	Burford/Coral Classic/ Coral Brush
Construction	Closed		Closed	
Total weight (kg/m²)	10.5	Approx 9	17.2	Approx 15
Max static load (kg/cm²)	100		100	
Dynamic load (kg) 2 wheels 80mm, 20,000 passes	200		200	
Fire behaviour EN ISO 9239-1	Ultragrip B _s s1		Textile B _s s1 (Coral only)	
Ramp frame model	ARF 50		ARF 70	
Manufacturing method	Entrance flooring system with carriers and Ultragrip rubber infills	Entrance flooring system with carriers and textile infills	Entrance flooring system with carriers and Ultragrip rubber infills	Entrance flooring system with carriers and textile infills
Wiper material	Ultragrip rubber	Needlefelt/PVC backed textile	Ultragrip rubber	Needlefelt/PVC backed textile
Pile material	N/A	100% polypropylene (Burford) /100% polyamide (Coral)	N/A	100% polypropylene (Burford) /100% polyamide (Coral)

To find out more about how our Nuway ranges help to create better environments, please visit our website and download the environmental data sheets www.forbo-flooring.co.uk/cbedownloads



Nuway Grid 12mm with textile / Ultragrip rubber



Nuway Grid 17mm with textile / Ultragrip rubber



Rubber fill in profiles ensure a neat matwell finish and facilitate cutting on site



CONSIDERATIONS

In very brightly lit areas the strong contrast between a light aluminium scraper bar and a dark wiper strip can sometimes create a strobe effect, which should be avoided.

To avoid disorientating pedestrians affected by this type of visual disturbance consider using a less contrasting insert. Contact our Entrance Flooring Systems Customer Service team on **01773 740 688** to ensure compatibility.

NUWAY TRAINING

For more than 20 years, Forbo Flooring has been offering rigid matting training, based on CITB guidelines, at its Telford rigid entrance matting manufacturing site.



We worked with CITB (Construction Industry Training Board), CSCS (Construction Skills Certification Scheme), CFA (Contract Flooring Association) and FITA (the CFA affiliated training association) to develop a new CITB approved training standard: **‘Entrance Matting and Matwell Framing Installation’.**

The CITB course is a four-day course which includes all types of entrance matting (rigid, single-sided, modular, textile) as well as matwell frames.

This course is designed to enable all installers involved with entrance matting fitting to gain a recognised installation skill with external certification and thereby allow them to apply for a CSCS Blue Skilled Worker Card (valid for 5 years). This skilled worker card will be specifically for the installation of entrance matting and matwell frames and is in addition to any general floor laying CSCS card that may be held by individuals.

For more information please visit www.forbo-flooring.co.uk/nuway



Forbo’s FESSI network

Forbo Entrance System Specialist Installer

- FESSI contractors are independent companies, hand-picked by Forbo on the basis of their experience in this important area of the flooring market and their commitment to deliver consistently high quality installations.
- Each FESSI contractor has undertaken the CITB Entrance Matting and Matwell Framing Installation standard course and holds the relevant CSCS card for installation of entrance flooring systems. They have had to demonstrate their ability to deliver demanding Nuway installations incorporating complex shaping and breakouts. There are two levels, FESSI Technician and FESSI Master Fitter. All participants must pass the training to be authorised to carry a FESSI ID card.
- FESSI contractors will carry out the entire installation to the highest standards, including preparation of the subfloor and Nuway matting installed under the FESSI scheme is guaranteed for up to 15 years depending on the product fitted.

To find your nearest FESSI, please visit www.forbo-flooring.co.uk/FESSI



TEXTILE CLEAN-OFF ENTRANCE SYSTEMS

Coral has been the market leading textile entrance flooring brand for over 50 years and offers more choice than ever before with attractive and sustainable clean-off systems in styles and constructions to suit all applications, budgets and aesthetic requirements.




CORAL COLLECTION AT A GLANCE

Why choose Coral?



coral® brush
The great all-rounder.



coral® click
The first steps in protecting your building.



coral® classic
The ultimate moisture absorber.



coral® welcome
Where design meets environment.



coral® tiles
All the qualities of Coral Brush and Classic with the convenience of a modular format.



coral® duo
The ultimate dirt and moisture remover.



coral® logo
Make a lasting impression.



WHY SHOULD YOU CHOOSE **CORAL** ENTRANCE MATTING FOR YOUR BUILDING?

ONLY CORAL HAS BEEN PROVEN TO STOP UP TO 95% OF DIRT AND MOISTURE ENTERING A BUILDING

Cleaning Research International has proven that equipping an entrance with 6m² of Coral entrance flooring is enough to keep up to **95% of all walked in dirt and moisture** out of your building.

ONLY CORAL HAS BEEN PROVEN TO REDUCE CLEANING TIMES OF FLOOR COVERINGS BY UP TO 65%

Cleaning Research International has shown that the cost of maintenance is **86%** of the total life cycle cost of commercial floor coverings.

Coral can **reduce cleaning time** for floor coverings **by up to 65%** and prolong the life of your floor finishes.



CORAL'S UNIQUE CONSTRUCTION ALLOWS FOR EASIER CLEANING!

Coral is a **cut pile** product with ultra tough scraper yarns and bulk continuous filament yarns which allows for dirt to easily be **released** during cleaning, meaning the product **recovers** as new and continues to perform.



ONLY CORAL PAYS FOR ITSELF IN 6 MONTHS!

A well designed **Coral** entrance flooring system is an investment, not a cost.

By reducing cleaning times **by up to 65%**, the savings made mean that the product and fitting costs for **Coral** are **recouped within 6 months of use!**



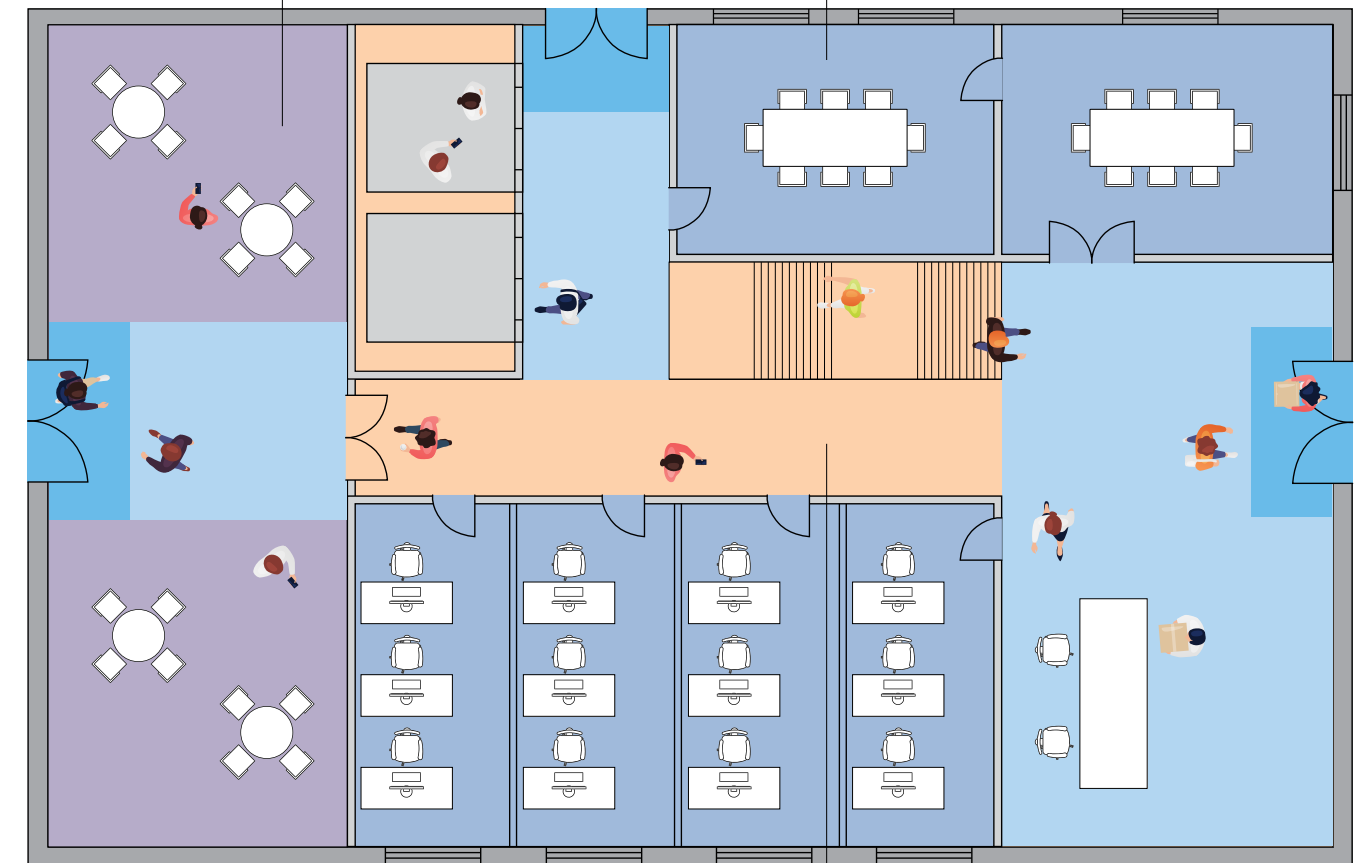
EXTEND YOUR FORBO PRODUCT'S WARRANTY WITH CORAL!

We're so confident in the dirt stopping performance recovery capabilities* of our Coral products, that when you combine them with another Forbo interior floor covering product we will increase that product's warranty by 2 years! Some examples are shown below.



eternal
general purpose vinyl
12 year warranty with Coral

tessera®
carpet tiles
12 year warranty with Coral



For more information on the extended product warranties when combined with Coral, please visit www.forbo-flooring.co.uk/downloads and download the relevant product's guarantee statement.

*When products have been cleaned and maintained in accordance with recommended Forbo guidelines.

modul'up®
adhesive free vinyl
12 year warranty with Coral
Modul'up is part of our Fast Fit collection.

FASTFIT
Quick, Easy & Economical



The first steps in protecting your building.

Coral Click is an exceptionally versatile 'off the shelf' modular matting system that can be assembled on site. Coral Click can be used on its own or in conjunction with our Coral clean-off textile ranges to provide an integrated entrance system.



7831

- 'Off the shelf' modular matting system
- Exceptionally easy to fit, handle and store
- Available in 12mm & 17mm depths
- Textile inserts from the award winning Coral Brush collection
- Coral Brush insert is produced using 100% Econyl® regenerated yarn
- Coral Entrance flooring systems removes up to 95% of dirt and moisture from shoes and wheeled traffic
- Coral Click is part of our Fast Fit collection
- 5 year guarantee




7831 (12mm) | 7881 (17mm)



7834 (12mm) | 7884 (17mm)

This versatile PVC tile with Coral Brush inserts can be used in all types of buildings and, because it contains no metal components, Coral Click entrance products are particularly suitable for installation in retail environments as they do not interfere with electronic-tagging systems.




7837



7830 (12mm) | 7880 (17mm)



7833 (12mm) | 7883 (17mm)



7838 (12mm) Plain | 7888 (17mm) Plain



7837 (12mm) | 7887 (17mm)

Description	Modular matting system	
Dimensions	24 x 24cm	
Total thickness	ISO 1765	11/16mm (without textile insert) 14/19mm (with Coral Brush insert)
Pile material	100% regenerated Econyl® Nylon	
Collection size	6	
Application	EN 1307	Class 33
CE	EN 14041	




Where design meets environment.

With its contemporary linear design and rich, deep pile, Coral Welcome packs the style and aesthetic appeal of a luxury carpet and makes an unequivocal statement in any entrance area.




- 100% of the yarn in Coral Welcome is Econyl® regenerated solution dyed polyamide
- Primary backing is made from recycled PET bottles
- Prevents moisture and dirt being tracked onto interior surfaces
- Striking linear aesthetic which makes a design statement in any entrance
- Complies with the highest fire class standard for a textile product: B_{f1}-s1
- Suitable for heavy contract use: wear class 33
- Ideal for interior entrances and circulation areas




3205 | blue lagoon LRV 3



3208 | matrix LRV 2



3219 | colour purple LRV 1




3207 | blue velvet LRV 1



3206 | volcano LRV 1

Description	Tufted cut pile	
Dimensions	Roll width 205cm* Roll length ≤ 27.5m	
Mat dimensions	105 x 155cm	
Total thickness	ISO 1765	Approx 9.0mm
Backing	EVERFORT® vinyl	
Yarn	100% regenerated ECONYL®	
Collection size	8	
Application	EN 1307	Class 33
CE	EN 14041	<i>Note: The requirements of EN14041 do not apply to loose laid mats and rugs</i>
Reaction to fire	EN 13501-1	B _{f1} -s1
Slip resistance	EN 13893	DS
Personal charging	ISO 6356	<2 kV

*NOTE: Roll sizes include 2.5cm salve edge on each side.
Fire Resistant (FR) version available.



3201 | silver shadow LRV 3



3210 | black magic LRV 2




3202 | desperado LRV 2



The ultimate dirt and moisture remover.

Coral Duo is the ideal solution when you need maximum dirt removal, unrivalled dirt retention and exceptional moisture absorption, all in just a couple of paces.



- Ideal solution for most entrances and especially smaller entrances
- 75% of the yarn in Coral Duo is Econyl® regenerated solution dyed polyamide
- Unbeatable performance for moisture and dirt removal
- Complies with the highest fire class standard for a textile product: B_{f1}-s1
- Suitable for heavy contract use: wear class 33
- Ideal for interior entrances and circulation areas

Description	Tufted cut pile	
Dimensions	Roll width 205cm* Roll length ≤ 27.5m	
Total thickness	ISO 1765	Approx 9.0mm
Backing	EVERFORT® vinyl	
Yarn	100% polyamide-bcf, where 75% is regenerated ECONYL® Nylon	
Collection size	8	
Application	EN 1307	Class 33
CE	EN 14041	<i>Note: The requirements of EN14041 do not apply to loose laid mats and rugs</i>
Reaction to fire	EN 13501-1	B _{f1} -s1
Slip resistance	EN 13893	DS
Personal charging	ISO 6356	<2 kV

*NOTE: Roll sizes include 2.5cm salve edge on each side.
Fire Resistant (FR) version available.

Our recommended adhesive for Coral Sheet products is 640 Eurostar Special. Full technical specifications are available at www.forbo-flooring.co.uk/downloads

Please note: Digital representations may vary from the actual product. Please order a sample to see the full effect.
Contact 0800 731 2369.




9721 | dark steel LRV 2



9714 | Sicilian sand LRV 4




9710 | luna pearl LRV 4



9730 | black diamond LRV 1




9725 | cafe bahia LRV 1



9724 | cafe supreme LRV 2



9727 | Volga blue LRV 1



9723 | African red LRV 3



The great all-rounder.

Coral Brush is suitable for all types of entrance areas, absorbing moisture and removing dry soiling as the weather demands.

- Functional all-rounder that removes both moisture and dirt
- 100% of the yarn in Coral Brush is Econyl® regenerated solution dyed polyamide
- Appealing solid and linear designs
- Complies with the highest fire class standard for a textile product: B_{f1}-s1
- Suitable for heavy contract use: wear class 33
- Ideal for interior entrances and circulation areas
- Available in sheet, mats and 50cm x 50cm tiles



5714 | shark grey LRV 5



5741 | cannon grey LRV 2



5721 | hurricane grey LRV 3



5710 | asphalt grey LRV 2



5750 | aztec black LRV 1



5730 | vulcan black LRV 1



5764 | petrified grey LRV 5



5754 | straw brown LRV 11



5716 | masala brown LRV 5



5724 | chocolate brown LRV 2




5715 | charcoal grey LRV 2



Coral Brush 5764 | petrified grey + Tessera Layout 2124 | pina colada




5722 | cornflower blue LRV 4



5705 | Bondi blue LRV 4



5727 | stratos blue LRV 2



5723 | cardinal red LRV 2



5767 | slate blue LRV 3



5706 | brick red LRV 2



5709 | royal purple LRV 2

5705 | Bondi blue LRV 4

5723 | cardinal red LRV 2

5767 | slate blue LRV 3

5706 | brick red LRV 2

5709 | royal purple LRV 2

5727 | stratos blue LRV 2

5705 | Bondi blue LRV 4

5723 | cardinal red LRV 2

5767 | slate blue LRV 3

5706 | brick red LRV 2

5709 | royal purple LRV 2

5727 | stratos blue LRV 2

5705 | Bondi blue LRV 4

5723 | cardinal red LRV 2

5767 | slate blue LRV 3

5706 | brick red LRV 2

5709 | royal purple LRV 2

5727 | stratos blue LRV 2

5705 | Bondi blue LRV 4

5723 | cardinal red LRV 2

5767 | slate blue LRV 3

5706 | brick red LRV 2

5709 | royal purple LRV 2

5727 | stratos blue LRV 2

5705 | Bondi blue LRV 4

5723 | cardinal red LRV 2

5767 | slate blue LRV 3

5706 | brick red LRV 2

5709 | royal purple LRV 2

5727 | stratos blue LRV 2

5705 | Bondi blue LRV 4

5723 | cardinal red LRV 2

5767 | slate blue LRV 3

5706 | brick red LRV 2

5709 | royal purple LRV 2

5727 | stratos blue LRV 2

5705 | Bondi blue LRV 4

5723 | cardinal red LRV 2

5767 | slate blue LRV 3

5706 | brick red LRV 2

5709 | royal purple LRV 2

5727 | stratos blue LRV 2

5705 | Bondi blue LRV 4

5723 | cardinal red LRV 2

5767 | slate blue LRV 3

5706 | brick red LRV 2

5709 | royal purple LRV 2

5727 | stratos blue LRV 2

5705 | Bondi blue LRV 4

5723 | cardinal red LRV 2

5767 | slate blue LRV 3

5706 | brick red LRV 2

5709 | royal purple LRV 2

5727 | stratos blue LRV 2

5705 | Bondi blue LRV 4

5723 | cardinal red LRV 2

5767 | slate blue LRV 3

5706 | brick red LRV 2

5709 | royal purple LRV 2

5727 | stratos blue LRV 2

5705 | Bondi blue LRV 4

5723 | cardinal red LRV 2

5767 | slate blue LRV 3

5706 | brick red LRV 2

5709 | royal purple LRV 2

5727 | stratos blue LRV 2

5705 | Bondi blue LRV 4

5723 | cardinal red LRV 2

5767 | slate blue LRV 3

5706 | brick red LRV 2

5709 | royal purple LRV 2

5727 | stratos blue LRV 2

5705 | Bondi blue LRV 4

5723 | cardinal red LRV 2

5767 | slate blue LRV 3

5706 | brick red LRV 2

5709 | royal purple LRV 2

5727 | stratos blue LRV 2

5705 | Bondi blue LRV 4

5723 | cardinal red LRV 2

5767 | slate blue LRV 3

5706 | brick red LRV 2

5709 | royal purple LRV 2

5727 | stratos blue LRV 2

5705 | Bondi blue LRV 4

5723 | cardinal red LRV 2

5767 | slate blue LRV 3

5706 | brick red LRV 2

5709 | royal purple LRV 2

5727 | stratos blue LRV 2

5705 | Bondi blue LRV 4

5723 | cardinal red LRV 2

5767 | slate blue LRV 3

5706 | brick red LRV 2

5709 | royal purple LRV 2

5727 | stratos blue LRV 2

5705 | Bondi blue LRV 4

5723 | cardinal red LRV 2

5767 | slate blue LRV 3

5706 | brick red LRV 2

5709 | royal purple LRV 2

5727 | stratos blue LRV 2

5705 | Bondi blue LRV 4

5723 | cardinal red LRV 2

5767 | slate blue LRV 3

5706 | brick red LRV 2

5709 | royal purple LRV 2

5727 | stratos blue LRV 2

5705 | Bondi blue LRV 4

5723 | cardinal red LRV 2

5767 | slate blue LRV 3

5706 | brick red LRV 2

5709 | royal purple LRV 2

5727 | stratos blue LRV 2

5705 | Bondi blue LRV 4

5723 | cardinal red LRV 2

5767 | slate blue LRV 3

5706 | brick red LRV 2

5709 | royal purple LRV 2

5727 | stratos blue LRV 2

5705 | Bondi blue LRV 4

5723 | cardinal red LRV 2

5767 | slate blue LRV 3

5706 | brick red LRV 2

5709 | royal purple LRV 2

5727 | stratos blue LRV 2

5705 | Bondi blue LRV 4

5723 | cardinal red LRV 2

5767 | slate blue LRV 3

5706 | brick red LRV 2

5709 | royal purple LRV 2

5727 | stratos blue LRV 2

5705 | Bondi blue LRV 4

5723 | cardinal red LRV 2

5767 | slate blue LRV 3

5706 | brick red LRV 2

5709 | royal purple LRV 2

5727 | stratos blue LRV 2

5705 | Bondi blue LRV 4

5723 | cardinal red LRV 2

5767 | slate blue LRV 3

5706 | brick red LRV 2

5709 | royal purple LRV 2

5727 | stratos blue LRV 2

5705 | Bondi blue LRV 4

5723 | cardinal red LRV 2

5767 | slate blue LRV 3

5706 | brick red LRV 2

5709 | royal purple LRV 2

5727 | stratos blue LRV 2

5705 | Bondi blue LRV 4

5723 | cardinal red LRV 2

5767 | slate blue LRV 3

5706 | brick red LRV 2

5709 | royal purple LRV 2

5727 | stratos blue LRV 2

5705 | Bondi blue LRV 4

5723 | cardinal red LRV 2

5767 | slate blue LRV 3

5706 | brick red LRV 2

5709 | royal purple LRV 2

5727 | stratos blue LRV 2

5705 | Bondi blue LRV 4

5723 | cardinal red LRV 2

5767 | slate blue LRV 3

5706 | brick red LRV 2

5709 | royal purple LRV 2

5727 | stratos blue LRV 2

5705 | Bondi blue LRV 4

5723 | cardinal red LRV 2

5767 | slate blue LRV 3

5706 | brick red LRV 2

5709 | royal purple LRV 2

5727 | stratos blue LRV 2

5705 | Bondi blue LRV 4

5723 | cardinal red LRV 2

5767 | slate blue LRV 3

5706 | brick red LRV 2

5709 | royal purple LRV 2

5727 | stratos blue LRV 2

5705 | Bondi blue LRV 4

5723 | cardinal red LRV 2

5767 | slate blue LRV 3

5706 | brick red LRV 2

5709 | royal purple LRV 2

5727 | stratos blue LRV 2

5705 | Bondi blue LRV 4

5723 | cardinal red LRV 2

5767 | slate blue LRV 3

5706 | brick red LRV 2

5709 | royal purple LRV 2

5727 | stratos blue LRV 2

5705 | Bondi blue LRV 4

5723 | cardinal red LRV 2

5767 | slate blue LRV 3

5706 | brick red LRV 2

5709 | royal purple LRV 2

5727 | stratos blue LRV 2

5705 | Bondi blue LRV 4

5723 | cardinal red LRV 2

5767 | slate blue LRV 3

5706 | brick red LRV 2

5709 | royal purple LRV 2

5727 | stratos blue LRV 2

5705 | Bondi blue LRV 4

5723 | cardinal red LRV 2

5767 | slate blue LRV 3

5706 | brick red LRV 2

5709 | royal purple LRV 2

5727 | stratos blue LRV 2

5705 | Bondi blue LRV 4

5723 | cardinal red LRV 2

5767 | slate blue LRV 3

5706 | brick red LRV 2

5709 | royal purple LRV 2

5727 | stratos blue LRV 2

5705 | Bondi blue LRV 4

5723 | cardinal red LRV 2

5767 | slate blue LRV 3

5706 | brick red LRV 2

5709 | royal purple LRV 2

5727 | stratos blue LRV 2

coral® tiles

Coral tiles combine all the moisture absorbing properties of Coral Classic and Coral Brush but with the flexibility that comes with 50 x 50cm tile formats. Using Coral tiles can reduce off-cut waste and also allows for quicker installation. This is particularly relevant when downtime or retail store opening times are at stake. In addition, opting for 50 x 50cm tiles provides more flexibility in installation and also allows easier storage and handling.

Coral tiles are available in all the colours from the Coral Classic and Brush collections and can be combined to provide a very functional, yet very attractive entrance. Coral tiles offer the same product features as the Coral Classic and Brush sheet ranges.

The tiles can be laid monolithic or tessellated. For best results we advise that colourways with a linear design should be laid tessellated.



5714 | shark grey LRV 5



5741 | cannon grey LRV 2



5721 | hurricane grey LRV 3



5710 | asphalt grey LRV 2



5730 | vulcan black LRV 1



5764 | petrified grey LRV 5



5754 | straw brown LRV 11



5716 | masala brown LRV 5



5750 | aztec black LRV 1



5715 | charcoal grey LRV 2



Description	Tufted cut pile	
Dimensions	50cm x 50cm	
Total thickness	ISO 1765	Approx 9.0mm
Backing	Vinyl	
Yarn	100% regenerated Econyl®	
Collection size	18 (12 tiles in a box, 3m²)	
Application	EN 1307	Class 33
CE	EN 14041	<i>Note: The requirements of EN14041 do not apply to loose laid mats and rugs</i>
Reaction to fire	EN 13501-1	B _{f1} -s1
Slip resistance	EN 13893	DS
Personal charging	ISO 6356	<2 kV




5709 | royal purple LRV 2




5724 | chocolate brown LRV 2



5705 | Bondi blue LRV 4



5722 | cornflower blue LRV 4



5705 | Bondi blue LRV 4



5723 | cardinal red LRV 2




5709 | royal purple LRV 2



5727 | stratos blue LRV 2



5767 | slate blue LRV 3



5706 | brick red LRV 2



5706 | brick red LRV 2

coral® brush tiles



The great all-rounder.

- Functional all-rounder that removes both moisture and dirt
- 100% of the yarn in Coral Brush is Econyl® regenerated solution dyed polyamide
- Appealing solid and linear designs
- Complies with the highest fire class standard for a textile product: B_{f1}-s1
- Suitable for heavy contract use: wear class 33
- Ideal for interior entrances and circulation areas
- Available in sheet, mats and 50cm x 50cm tiles

coral® classic tiles



The ultimate moisture absorber.

- Maximum moisture absorption and effective dirt removal
- Choice of practical colourways
- Complies with the highest fire class standard for a textile product: B_{f1}-s1
- Suitable for heavy contract use: wear class 33
- Ideal for interior entrances and circulation areas
- Available in sheet, mats and 50cm x 50cm tiles

Description	Tufted cut pile	
Dimensions	50cm x 50cm	
Total thickness	ISO 1765	Approx 9.0mm
Backing	Vinyl	
Yarn	100% polyamide – BCF solution dyed	
Collection size	13 (12 tiles in a box, 3m²)	
Application	EN 1307	Class 33
CE	EN 14041	<i>Note: The requirements of EN14041 do not apply to loose laid mats and rugs</i>
Reaction to fire	EN 13501-1	B _{f1} -s1
Slip resistance	EN 13893	DS
Personal charging	ISO 6356	<2 kV




Our recommended adhesive for Coral tiles is 542 Eurofix tack plus. Full technical specifications are available at www.forbo-flooring.co.uk/downloads

Please note: Digital representations may vary from the actual product. Please order a sample to see the full effect. Contact 0800 731 2369.



4751 | silver grey LRV 9




4701 | anthracite LRV 6



4721 | mouse grey LRV 4



4730 | raven black LRV 2




4750 | warm black LRV 4



4764 | taupe LRV 6



4744 | espresso LRV 4




4756 | bronzetone LRV 2




Coral Brush **T5705** | bondi blue + Coral Classic **T4721** | mouse grey + **T4751** | silver grey



4774 | khaki LRV 11



4759 | old rose LRV 6



4727 | navy blue LRV 2



4758 | olive LRV 7



4753 | bright red LRV 5

Your entrance flooring system can be enhanced by using Forbo's Coral Logo to express your company logo or identity. For this we offer:

- Highest functional performance on the market
- Unlimited possibilities
- Hassle free order process
- A Coral entrance system is an investment not a cost as it reduces the time spent cleaning the interior floor coverings by up to 65%
- Available in standard and custom dimensions



Where other logo mats tend to fade and get dirty very quickly, a Coral logo mat will retain its looks and continue to impress for many years because it has all the qualities and performance characteristics of our standard Forbo Coral products. The secret of its success is in the construction. Unlike many other bespoke mats, Coral logo is produced with high quality matt yarns which prevent tracking and soiling.

Choose your product


Depending on the colours and designs required to suit your corporate identity, you can make a choice between a printed or an inset logo mat. Please contact your local customer service department to find out how easy it is to personalise your entrance or promotion area or email info.bespokedesign.uk@forbo.com.

Inset logo mat (image above)

- Best to use for extreme traffic conditions and maximum functional performance.
- Any colour from the standard Forbo Coral collection can be used for the base background and logo colours.
- Easy to combine as inlay in larger Coral installations.

Printed logo mat (image above)

- Excellent visual quality and bright colouring
- Best to use for complicated designs with multiple colours
- 42 standard colours available
- Pantone and RAL colours can be matched



Description	Cut pile entrance system	
Mat dimensions	55 x 90cm / 105 x 155cm	
	105 x 300cm / 155 x 197cm	
	155 x 300cm / 197 x 197cm	
	197 x 300cm	
Special mats	Up to 200cm wide and 600cm long (excluding edges)	
Total thickness	ISO 1765	Approx 8.0mm
Backing	EVERFORT® vinyl	
Yarn	100% polyamide	
Collection size	42 colours	
Application	EN 1307	Class 33
CE	EN 14041	<i>Note: The requirements of EN14041 do not apply to loose laid mats and rugs</i>
Reaction to fire	EN 13501-1	B _{fl} -s1
Slip resistance	EN 13893	DS: ≥0.30
Personal charging	ISO 6356	<2 kV

Our recommended adhesive for Coral Logo is 540 Eurosafe Special. Full technical specifications are available at www.forbo-flooring.co.uk/downloads
Please note: Digital representations may vary from the actual product. Please order a sample to see the full effect. Contact 0800 731 2369.



Forbo Flooring Systems is part of the Forbo Group, a global leader in flooring and movement systems, and offers a full range of flooring products for commercial and affordable housing and new build markets. High quality linoleum, vinyl, textile, flocked and entrance flooring products combine functionality, colour and design, offering total flooring solutions for any environment.

UK

Forbo Flooring UK Limited
High Holborn Road
Ripley
Derbyshire DE5 3NT

London EC1 showroom

79 St John Street, Clerkenwell
London EC1M 4NR
Tel: 0207 553 9300

For commercial enquiries:

If calling from the North,
London & South East
Tel: 0800 0282 162
Fax: 01772 646 912
bcs.flooring.uk@forbo.com

If calling from Scotland,
Midlands & South West
Tel: 0800 0935 258
Fax: 01592 643 999
kcs.flooring.uk@forbo.com

Nuway enquiries:

Tel: 01773 740 688
Fax: 01773 740 640

Residential enquiries:

Tel: 0800 0935 846
Fax: 01592 643 999

Email: info.flooring.uk@forbo.com
www.forbo-flooring.co.uk

Samples:

Tel: 0800 731 2369
email: samples.uk@forbo.com

Ireland

Forbo Ireland Ltd
2 Deansgrange Business Park
Blackrock
Co Dublin

Tel: 00353 1 2898 898

Fax: 00353 1 2898 177

Email: info.ireland@forbo.com
www.forbo-flooring.ie

Find us on



Registered office:

Forbo Flooring UK Limited
High Holborn Road
Ripley
Derbyshire DE5 3NT
Registered in England 9200318

